



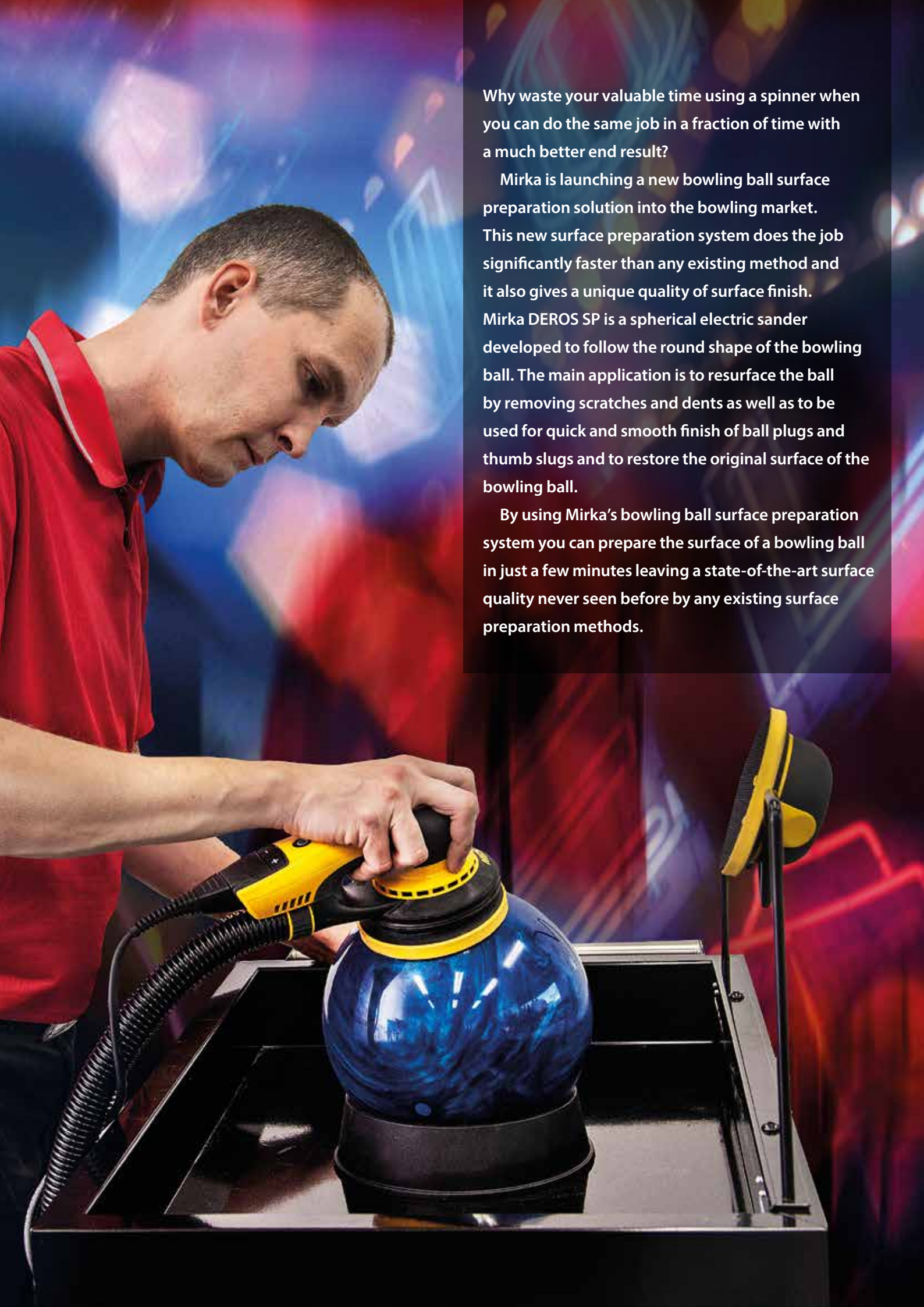
Bowling ball surface preparation



A close-up photograph showing a person's hand holding a yellow and black Mirka electric sander. The sander is being used to smooth the surface of a blue bowling ball. The background is blurred, showing what appears to be a bowling alley with other people and lights. The text "Mirka's solution for bowling ball surface preparation" is overlaid in white on the left side of the image.

Mirka's
solution
for bowling
ball surface
preparation





Why waste your valuable time using a spinner when you can do the same job in a fraction of time with a much better end result?

Mirka is launching a new bowling ball surface preparation solution into the bowling market. This new surface preparation system does the job significantly faster than any existing method and it also gives a unique quality of surface finish. Mirka DEROS SP is a spherical electric sander developed to follow the round shape of the bowling ball. The main application is to resurface the ball by removing scratches and dents as well as to be used for quick and smooth finish of ball plugs and thumb slugs and to restore the original surface of the bowling ball.

By using Mirka's bowling ball surface preparation system you can prepare the surface of a bowling ball in just a few minutes leaving a state-of-the-art surface quality never seen before by any existing surface preparation methods.

MIRKA PRODUCTS

FOR BOWLING BALL SURFACE PREPARATION

Mirka® DEROS SP 550CV 125 mm 7,500 rpm Orbit 5.0 mm

Mirka code: MID5504011

This patented electric sander has specially been developed for sanding spherical surfaces such as bowling balls. Thanks to the round backing pad, which is designed according to the bowling ball diameter, the ball retains its round shape after restoration. This new state-of-art sander for spherical surfaces has also an outstanding quality compared to existing systems. Sanding with random orbital system gives a finer scratch pattern compared to orbital sanding.



Technical specifications	
Weight	1 kg
Power	250 W
Voltage	220–240 V
Size of pad	125 mm
Speed	4,000–7,500 rpm
Orbit	5.0 mm

Spare part backing pad
Backing pad rounded 125 mm 8H grip
 can be ordered separately.
Mirka code: 8292504011



Solutions Trolley

Mirka code: 9190129001
 Use the solutions trolley to create your own work space for bowling ball surface preparation.



Bowling ball holder
Mirka code: MIE5548511
 The bowling ball holder keeps the ball in place during the sanding with Mirka DEROS SP.



Abranet® 125 x 25 mm wedge cut
 Available in grits P80–P800 in packs of 10 pcs/unit **Mirka code: 54224010xx** and 50 pcs/unit **Mirka code: 54224050xx**



Hand sanding tool rounded 125 mm grip
Mirka code: MIE5548011

The hand block is designed to be used with spinners for sanding and polishing together with our new wedge cut Abranet and Abralon discs and with Mirka yellow lambswool pad in combination with Mirka Polarshine.



Abralon® 125 x 25 mm 8H wedge cut
 Available in grits 360–4000 in packs of 2 pcs/unit **Mirka code: 8A234002xx** and 20 pcs/unit **Mirka code: 8A234020xx**



Mirka Abranet and Abralon in a special wedge cut shape for a perfect fit. Abranet, the original, multifunctional net sanding material, with high performance and a longer lifespan than traditional abrasives. Its true dust-free sanding characteristics result in a cleaner work environment, as well as a better surface finish. Abralon, the unique, multifunctional sanding material with a foam backing. Its patented, flexible construction allows it to create a smooth sanding pattern on angled surfaces and edges while minimizing the risk of pressure marks.

Mirka® Dust Extractor 915 L 230 V
Mirka code: 8999700111

The Mirka Dust Extractor enables dust-free sanding which speeds up the working process since clogging of abrasive is avoided and prolongs lifetime of abrasive. Adjustable speed and Auto-start function.



Polarshine® 35 Polishing compound – 1 L
Mirka code: 7992810111
Polarshine® 15 Polishing compound – 1 L
Mirka code: 7994015111
Polarshine® 10 Polishing compound – 1 L
Mirka code: 7995010111
Lambswool Pro 135 mm grip, 10 pcs/unit
Mirka code: 7991351011



Antistatic hose 27 mm x 4 m + adapter
Mirka code: MIN6519411

Connect the sander to the dust extractor with the antistatic hose.



Mirka Polarshine polishing compounds creates a perfect final finish. For bowling ball application the following compounds can be used: Polarshine 10, 15 and 35. The best result is achieved with a Mirka polishing pad.

MIRKA KITS

FOR BOWLING BALL SURFACE PREPARATION

STARTER KIT

Mirka code: **BMSLBOWLSTAR**



- Mirka® DEROS SP 550CV
125 mm 7,500 rpm Orbit 5.0 mm
- Antistatic hose 27 mm x 4 m
+ adapter
- Bowling ball holder
- Hand sanding tool rounded
125 mm grip
- Abranet® 125 x 25 mm wedge cut
P120/P180/P320/P500 – 2 packs
- Abralon® 125 x 25 mm 8H wedge cut
1000/2000/4000 – 2 packs
- Polarshine® 35 Polishing compound
250 ml
- Polarshine® 10 Polishing compound
250 ml

STANDARD KIT

Mirka code: **BMSLBOWLSTAN**



Starter kit



Mirka® Dust Extractor 915 L 230 V

PREMIUM KIT

Mirka code: **BMSLBOWLPREM**



Starter kit



Mirka® Dust Extractor 915 L 230 V



Solutions Trolley

STEP-BY-STEP

MIRKA BOWLING SOLUTION




STEP-BY-STEP VIDEO

Sanding Step 1



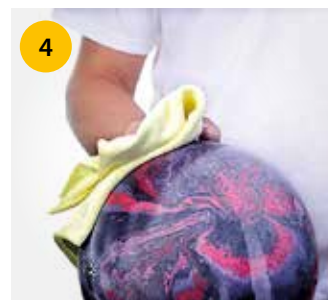
1 Place the ball in the holder.



2 Apply Abranet® to the backing pad. Grits in use: P180, P320, P500. In case bowling ball is in bad condition start with P120.



3 Sand the complete ball. Turn the ball in holder to have access around the whole ball during sanding.



4 Clean the sanded surface between each grit.

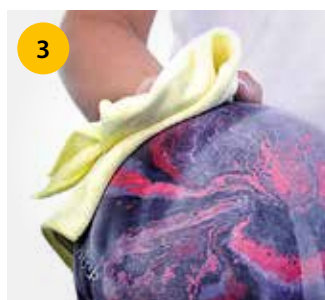
Sanding Step 2



1 Apply Abralon® to the backing pad. Grits in use: 1000, 2000, 4000



2 Sand the complete ball. Turn the ball in holder to have access around the whole ball during sanding.



3 Clean the sanded surface between each grit.


Polishing




1 Use yellow lambswool pad and start with Polarshine® 35.



2 Polish the complete ball. To achieve optimal gloss, finalize by using Polarshine 10 with yellow lambswool pad.



3 Clean the polished surface with soft microfiber cloth.



4 Final result.



KWH MIRKA LTD
66850 Jeppo
Finland
Tel. +358 20 760 2111
sales@mirka.com

www.mirka.com

Quality from start to finish

