

BOWLING BALL RESTORATION


REMOVING SCRATCHES BY SANDING

Start by sanding with Abranet® P120 + P180 + P320 + P500.

Clean the surface after every used grit.

Finalize the surface by sanding with Abralon® 1000.

Clean the surface prior to polishing.



POLISHING AND FINISHING

Polish by using Polarshine® 35 + Mirka yellow lambswool pad.

Final cleaning with Mirka soft microfiber cloth.

Ready polished bowling ball.



PRODUCTS



BOWLING BALL HOLDER



MIRKA® DEROS550SP CV
125 MM




BACKING PAD ROUNDED
125 MM 8H GRIP



VACUUM HOSE
25,4 MM X 4 M




MIRKA® DUST EXTRACTOR 915



ABRANET® 125 X 25 MM
WEDGE CUT



POLARSHINE® CLEANING CLOTH
330 X 330 MM



ABRALON® 125 X 25 MM
8H WEDGE CUT



LAMBSWOOL PRO
135 MM GRIP



POLARSHINE® 35
POLISHING COMPOUND - 1L