
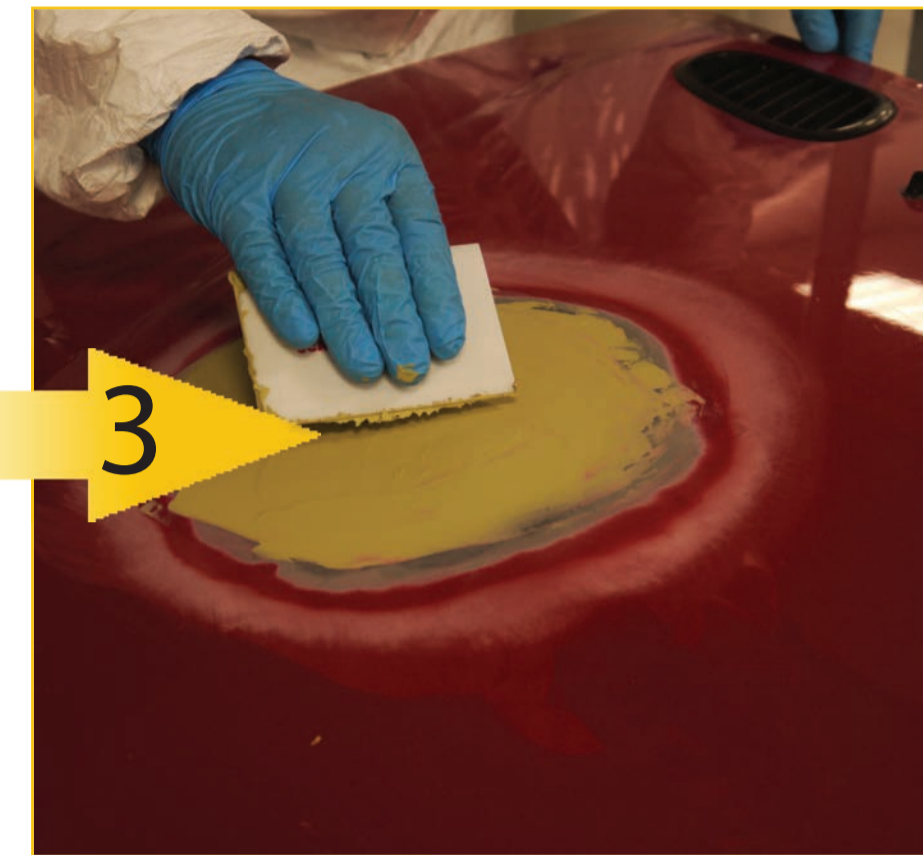



Surface preparation is key. De-grease surface prior to sanding.




**Action:** Remove paint from repair area and feather out edges.  
**Use:** OSP 1 Disc




**Action:** Apply filler to damaged areas.



**Action:** Apply Dry Guide Coat.  
**Use:** Mirka Dry Powder Guide Coat.



**Action:** Sand filler area.  
**Use:** Mirka OSP 1 Strip.



**Action:** Re-apply Mirka Dry Guide Coat and sand.  
**Use:** Mirka OSP 2 strip.



**Action:** Feather out paint edge.  
**Use:** Mirka OSP 2 Disc.



**Action:** Inspect repair and move to stage 2.