




1
Surface preparation is key. De-grease surface prior to sanding.




2
Action: Remove paint from repair area and feather out edges.
Use: P120 Disc.




3
Action: Apply filler to damaged area.



4
Action: Apply Dry Guide Coat.
Use: Mirka Dry Powder Guide Coat.



5
Action: Sand filler area.
Use: Mirka Abranet P120 Strip.



6
Action: Re-apply Mirka Dry Guide Coat and sand.
Use: Mirka Abranet P180 Strip.



7
Action: Feather out paint edge. Inspect repair and move to stage 2.
Use: Mirka P180 Disc.