


Solid Surface Process

Matte and Satin Finish




Mirka® DEROS 650CV
MID65020CAUS
 6", orbit 5 mm


MATTE FINISH



Galaxy 6", Grit 180



Galaxy 6", Grit 320



Mirlon® Total VF 360



Mirlon® Total XF 800



Net interface




STEP 1

- Use Mirka® Galaxy, 180 grit with Mirka® DEROS 650 CV
- Speed 8000 rpm



STEP 2

- Sand in both directions
- Clean the surface



STEP 3


- Use Galaxy 320 grit
- Clean the surface



STEP 4

- Use Mirlon® Total VF 360 with a net interface
- Clean the surface

SATIN FINISH



CONTINUE AFTER MATTE FINISH

- For a satin finish add Mirlon® Total XF 800 with a net interface
- Clean the surface